

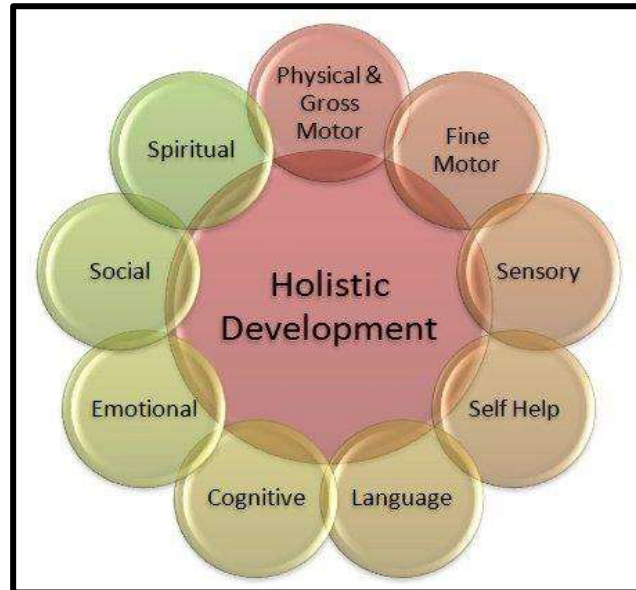
VIDYASHILP EDUCATION TRUST'S

VISTARA WORLD SCHOOL


SUMMER VACATION ASSIGNMENT

Session 2024-2025

Grade –VI



Developing My Skills



“Sunny days are here again. It’s time to relax and rejuvenate, play indoors with your mate and enjoy ice cream and shakes throughout the day.”



Dear Parents,

Kids look forward to the summer vacation all year long. They look forward to having loads of fun and family time. With summer vacation right around the corner, it’s time to keep the children positively engaged. Holidays are time when you can connect with your child in many ways. As parents are the first and most important teacher for a child, you can encourage your child to participate in many educational activities at home and promote your child’s quest to learn. Working together will not only help your child to build, learn, and develop skills but also strengthen your bond with your child. This summer break try and make a difference:

Please consider engaging your child in these activities to insure they continue to learn and grow during the summer months.

- **Be a Friend** (*To develop emotional Quotient*): You can play games with your child. Games like Ludo, Carrom board, and Scrabble, keep the children entertained and engaged.
- **Be Aware of Their Surroundings** (*To develop social skills*): Encourage them to watch various informative T.V channels like Discovery, National Geographic channel and Animal Planet.
- **Inculcate a Sense of Responsibility** (*To develop Self Help*) : Even the little ones can be taught to do small jobs and develop a sense of responsibility. They can undertake activities like laying the table, filling the water bottles, dusting, watering plants, taking care of their pet, cleaning their cupboard, arranging their toys etc.

- **The child should** *(To develop inter-personal skills)*
- Be polite and speak softly.
- Use four magic words: Thank you, sorry, please and excuse me.
- Greet everyone with courtesy.
- Share things with everyone.

**Give me the joys of summer,
Of SUMMER QUEEN so fair,
With wealth of lovely flowers
And fruits and sun-kissed air!**

Let's create, read, write and have fun!!

(1)



Write a diary entry in 70-80 words describing your feelings as you were not able to move out of your home to play. Use the given words. (**Hint: fed up, desperate, disgusted, upset, sorrowful, weepy, frustrated, depressed, mournful, uncomfortable, stuck, anxious, furious, annoyed, irritated, etc.**)



(2) Write instructions that explain how to prepare your favourite meal. Use the given words. (**Hint for vocabulary: stir-fry, steaming, peel vegetables, mash, diced vegetables, sprinkle spices, mixing flour, grated cheese, stirring sauce, whisk a cake mix, chop up onions, etc.**)

(3) Watch Discovery Channel and describe your favourite animal by writing 15 lines about its look, sound, moves, and eating habits. Use the given words. **(Hint: furry, ferocious, dangerous, tame, agile, aggressive, tiny, herbivorous, carnivorous, having snout, fur, paw, hoof, whiskers, feathers, scales, horn, quick in move, swift, hasty, snappy, springy, energetic, smelly, intelligent etc.)**



(4) Write 1 page handwriting everyday from any of your favourite book and mention the date.

(5) Write 15 pairs of homophones and frame sentences on each pair of words.

Example:

(i) Pen- My friend gifted me a new pen.

(ii) Pain- The pain in my knee is terrible.

Example:

(i) Waste- Do not waste food.

(ii) Waist - The child threw his arms around his mother's waist.


(6) Write 20-30 new words from any of the book of your choice with their meanings and frame sentences using these.



१. छुट्टियों में आप स्वयं गमले में एक पेड़ लगाइए और पेड़ बढ़ने का निरीक्षण करके आपका अनुभव १० पंक्तियों में लिखिए |



२. आपका घर स्कूल के बहुत पास है। बस इस बीच में एक पार्क आता है। आपने जन्मदिन पर आप अपने मित्रों को घर पर बुलाना चाहते हैं। उनको स्कूल से अपने तक का रास्ता बताने के लिए एक स्केच या नक्शा बनाइए।



- 1) Make your own table chart from 2 to 20.
- 2) You went to the market with your father to buy vegetables. Mention the amount that you have taken, spent and saved.
- 3) Identify and write five 2-D and 3-D objects that you see in your surroundings.
- 4) Identify any 5 objects in your kitchen. Measure its perimeter.
- 5) Rahul, Ram and Rohan are playing. Each one of them chose two digit numbers in each round. They played 3 rounds. Find the sum and product of the numbers they got in each round.

Example: Rahul's number = 56

Ram's number = 69

Rohan's number = 43

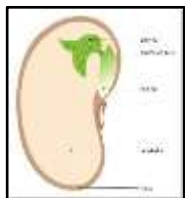
Sum = $56+69+43 = 168$

Product = $56 \times 69 \times 43 = 1,66,152$

- 6) Choose any five states of India. Collect the data of corona virus victims in that states. Represent the data in bar graph.
- 7) Draw the figure of palm of at least three members in your family on the graph paper. Calculate the area of the palm using graph.
- 8) Tabulate the time of your 1 day plan. Represent the timings in both 12 hour clock and 24 hour clock. (1 day plan includes timing of your daily activities).
- 9) Play Ludo game with of your friends. Keep a record of number of times each digit showed up till the end of the game. Represent the data in the pictograph.



(1) Write about the positive and negative effects of “Means of Transport” and “Means of Communication” and draw or paste pictures accordingly.



(2) Make model of a seed and show its parts.

(3) Make model of arrangement of molecules in solid, liquid, and gas. (Using the available source at home).

(4) Identify various waste materials at your home and, mention their names and classify them as biodegradable and non- biodegradable.

(5) Make your own first aid kit containing minimum of six things.

Material required:





(1) Topic-Indian History

Content:

Make a family tree on Mughal rulers.

Make a collage of different monuments of India.



(2)Topic-Physical Features of India.

Content:

Draw and colour the different landforms of India

Think and write the best place for human settlement based on physical characteristics of India.

(2) Poster making on the topic “unity in diversity in India”



(3)Topic-Our Constitution

Content:

Paste the picture of the Father of the Indian Constitution and write a short note on it.

Make a list of some rules that you want to introduce in your school and design a logo for it.



- Discuss with your parents and design a report on MS Word on do's and don'ts while surfing internet. Take a print of your report.



- (१) कोणत्याही एका आठवड्याची रोजनिशी / दैनंदिनी (diary) लिहा. (On A4 size paper)
- (२) तुम्ही बागेत खेळायला गेला आहात त्याठिकाणचा तुमचा फोटो काढून चिकटवणे आणि बागेमध्ये फेरफटका मारून तेथील सूचनांचे निरीक्षण करून लेखन करा. (On A4 size paper)

