

VIDYASHILP EDUCATION TRUST'S

VISTARA WORLD SCHOOL

SUMMER VACATION ASSIGNMENT

Session 2024-2025

Grade -II



Developing My Skills



“Sunny days are here again. It’s time to relax and rejuvenate, play indoors with your mate and enjoy ice cream and shakes throughout the day.”



Dear Parents,

Kids look forward to the summer vacation all year long. They look forward to having loads of fun and family time. With summer vacation right around the corner, it’s time to keep the children positively engaged. Holidays are time when you can connect with your child in many ways. As parents are the first and most important teacher for a child, you can encourage your child to participate in many educational activities at home and promote your child’s quest to learn. Working together will not only help your child to build, learn, and develop skills but also strengthen your bond with your child. This summer break try and make a difference:

Please consider engaging your child in these activities to insure they continue to learn and grow during the summer months.

- **Be a Friend** (*To develop emotional Quotient*): You can play games with your child. Games like Ludo, Carrom board, and Scrabble, keep the children entertained and engaged.
- **Be Aware of Their Surroundings** (*To develop social skills*): Encourage them to watch various informative T.V channels like Discovery, National Geographic channel and Animal Planet.
- **Inculcate a Sense of Responsibility** (*To develop Self Help*) : Even the little ones can be taught to do small jobs and develop a sense of responsibility. They can undertake activities like laying the table, filling the water bottles, dusting, watering plants, taking care of their pet, cleaning their cupboard, arranging their toys etc.

The child should *(To develop inter-personal skills)*

- Be polite and speak softly.
- Use four magic words: Thank you, sorry, please and excuse me.
- Greet everyone with courtesy.
- Share things with everyone.

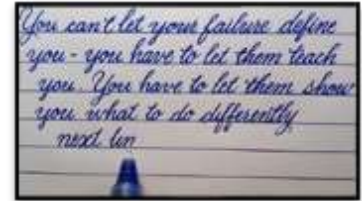
**Give me the joys of summer,
Of SUMMER QUEEN so fair,
With wealth of lovely flowers
And fruits and sun-kissed air!**

Let's have fun and work together during this summer break.



Task 1:

1. Practice one page handwriting in a separate vacation work four line notebook every day from New Paper available at your home. Do mention the date.
2. Decorate your scrap book and paste the pictures related to nouns naming words, pronouns and adjectives and name them.
3. Reading Skills:



Below books can be read from Story weaver:
<https://storyweaver.org.in/reading programme/1/theme/1?language=en>

- Going to the market: <https://storyweaver.org.in/stories/60805-goingto-market?mode=read>
- Get down, Rocky: <https://storyweaver.org.in/stories/61394-get-downrocky>
- FoodMonster: <https://storyweaver.org.in/stories/24039-foodmonster?mode=read>
- Singing in the rain: <https://storyweaver.org.in/stories/1208-singingin-the-rain?mode=read>
- Cube cat, cone cat: <https://storyweaver.org.in/stories/12218-cube-catcone-cat?mode=read>

In case you do not find the mentioned books, kindly download through e-books or else you can pick some other book related to the theme. (You can choose books of your choice as well)

Write the following information in given space below (Decorate it with the help of colour)


Title of the story:

❖ Name of characters in the story

❖ What did you learn from the story?

Task 2:

Find the **similarities** and **differences** in the following pictures making comparison **about this family** in the past and in the present. There are two pictures given, A (1990) and B (2003). All you need is some colour pens and a blank drawing sheet. Cut the picture carefully and paste it on your drawing



sheet. Use same colours for a particular event or a person to show the changes that took place over time.

Task 3

Look at the picture below and write five sentences about it.



Task 4:

Read the passage and answer the following questions about 'Tickles'. Colour the picture of 'Tickles' as described in the passage.

My Friend Tickle

I have a friend named Tickles. Tickles is very small. He has grey fur. Tickles has two round ears and a black nose. Tickles has a long tail. Tickles favourite food is cheese. Tickles is afraid of cats. Do you know what kind of animal Tickles is?

1. What is my friend's name?

Ans. _____

2. Is Tickles small or large?

Ans. _____

3. What colour is Tickles' fur?

Ans. _____

4. What food does Tickles like the best?

Ans. _____

5. What is Tickles afraid of?

Ans. _____



Task 5

Prepare a dictionary having minimum five words of each letter of English alphabet(new words) with meanings to enhance vocabulary. Use your creativity to design the cover page of the dictionary. Carry your self made dictionary every day to school with pride.



Task 1

Draw these

1) Start button

A large, empty rectangular box with a black border, intended for drawing a Start button.

2) Recycle bin

A large, empty rectangular box with a black border, intended for drawing a Recycle bin.

Task 2

Write any five manners which we have to follow in computer lab.

1)

2)

3)

4)

5)

ENVIRONMENTAL STUDIES(EVS):



Task 1:

Let us all make colorful and beautiful flash cards according to Our Roll nos.:-

Roll no 1 to 5 - Types of families and My school

Roll no 6 to 10 - Internal body organs and Means of Transport.

Roll no 11 to 15 - Healthy food and People who help us.

Roll no 16 to 20 - Traffic signals and Neighborhood.

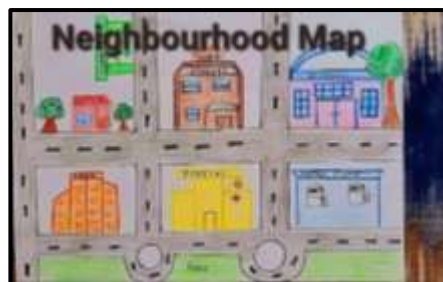
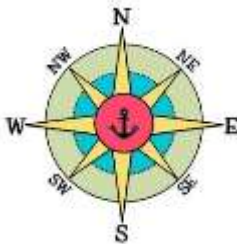
Roll no 21 to 25 - Types of plants and Aquatic animals.

Roll no 26 to 30 - Festivals and Types of animals.

Roll no 30 to 37 - Seasons and Festivals.

Task 2


Prepare a model showing neighborhood places around you. Also, show directions by making Rose Compass on it.



Task 3:

Name: _____

Let's name the body parts!



nose

eye

hair

neck

ear

hand

leg

knee

foot

mouth

arm

stomach



१. चित्रों के नाम चुनकर लिखिए -













कान , जहाज़ , माचिस , टमाटर , किला , खत

२. शब्द लड़ी बनाइए -



३. अपने परिवार के सदस्य के साथ मिलकर नींबू पानी बनाना सीखिए ।

४. परियोजना कार्य - मात्रा घड़ी बनाइए -

उदाहरण के लिए



चित्र वर्णन(Picture Description)



चित्र देख कर नीचे दिए गए वाक्य पूर्ण करे।

(छ: सात हिरण बंदर हाथी - बाघ)

1. ऊपर दिए गए चित्र में कुल _____ पक्षी है।
2. चित्र में कुल _____ जानवर है।
3. चित्र में तीन _____ दौड़ रहे हैं।
4. पेड़ पर कौन से जानवर लटक रहे हैं _____।
5. चित्र में एक _____ और एक _____ हैं।



TASK 1:

- Find out who is greater and who is smaller in your family.
- Write the age of your family members in the given circle and then put the correct sign. $>$, $<$, $=$

ME

FATHER

GRANDFATHER

MOTHER

UNCLE

GRANDMOTHER

Task 2

Let us revise the numbers and number names in a play way method.

- Here is an Activity Treasure for you.
- Complete the given table. One example is done for you.
- Then arrange all the numbers in ascending and descending orders.

S.No	Family Member(A)	Name(B)	Age(C)	Add On(D)	Total(E)	Number Name(F)
1	Me	Rahul	7	20	27	Twenty Seven
2	Father					
3	Mother					
4	Grandfather					
5	Grandmother					
6	Uncle					
7	Aunty					
8	Brother					
9	Sister					
10	Cousin					

Task 3

Draw the lines for the given measurements:

1. 10 cm

2. 5 cm

3. 7 cm

4. 2 cm

5. 12 cm

6. 15 cm

Task 4

- **Write the days of a week and months of a year from calendar. Find out which month in a calendar of 2020 have 5 Sundays.**
- **Paste the picture of 3 objects each for rolling, sliding and both.**

- **Make a model of a wall clock** Few samples





Make a Table Mat using decorative items so that you could enjoy your lunch break in school by keeping your Lunchbox on a beautiful table cover/mat.

HERE ARE SOME PICTURES TO GIVE AN IDEA (PRO TIP – Get your Mat laminated at the end to avoid damage)





१) घराचे चित्र काढून रंगवा (On A4 size paper)

२) रंगीत माती (clay) पासून तुम्हाला आवडणारे फळ बनवा.



Have a great



VaCaTion!