

VIDYASHLIP EDUCATION TRUST'S

VISTARA WORLD SCHOOL


SUMMER VACATION ASSIGNMENT

Session 2024-2025

Grade –VIII



Developing My Skills



“Sunny days are here again. It’s time to relax and rejuvenate, play indoors with your mate and enjoy ice cream and shakes throughout the day.”



Dear Parents,

Kids look forward to the summer vacation all year long. They look forward to having loads of fun and family time. With summer vacation right around the corner, it’s time to keep the children positively engaged. Holidays are time when you can connect with your child in many ways. As parents are the first and most important teacher for a child, you can encourage your child to participate in many educational activities at home and promote your child’s quest to learn. Working together will not only help your child to build, learn, and develop skills but also strengthen your bond with your child. This summer break try and make a difference:

Please consider engaging your child in these activities to insure they continue to learn and grow during the summer months.

- **Be a Friend** (*To develop emotional Quotient*): You can play games with your child. Games like Ludo, Carrom board, and Scrabble, keep the children entertained and engaged.
- **Be Aware of Their Surroundings** (*To develop social skills*): Encourage them to watch various informative T.V channels like Discovery, National Geographic channel and Animal Planet.
- **Inculcate a Sense of Responsibility** (*To develop Self Help*) : Even the little ones can be taught to do small jobs and develop a sense of responsibility. They can undertake activities like laying the table, filling the water bottles, dusting, watering plants, taking care of their pet, cleaning their cupboard, arranging their toys etc.

- **The child should** *(To develop inter-personal skills)*
- Be polite and speak softly.
- Use four magic words: Thank you, sorry, please and excuse me.
- Greet everyone with courtesy.
- Share things with everyone.

**Give me the joys of summer,
Of SUMMER QUEEN so fair,
With wealth of lovely flowers
And fruits and sun-kissed air!**

Let's create, read, write and have fun!!



(1) Interview your parents/grandparents to find out about the things they used to do when they were your age that no longer exist/are no longer followed or are done. Eg. Leisure time activities, games, customs practiced, etc. Minimum 10 questions. Make it interesting. Your interview must have a lot of details for the reader to understand their past clearly. Have fun!





(2) Design children's English Magazine. Choose an interesting name for your magazine. Make a colorful cover page. Any 4 to 5 topics can be chosen out of those listed below. ➤ Current affair ➤ An interview of an important personality ➤ Health column ➤ Recipes ➤ Amazing facts ➤ Description of a historical place ➤ Jokes ➤ Sports.

(3) You are required to write at least 15 pages of content (of your own choice) in your best handwriting.

(4) Your younger brother Sahil spends time and money on the latest electronic gadgets like I- pods, PlayStations, mobiles, DVDs etc. He also spends most of his time playing games on these gadgets. Write a letter advising him against the wastage of money and also the risk he is running to his health due to too much indulgence with these gadgets. Also, ask him to play outdoor games. (150 words)

(5) Explain the following proverbs within 50 words-

- (a) A rolling stone gathers no moss.
- (b) Necessity is the mother of invention.
- (c) Never put off till tomorrow what you can do today.
- (d) Honesty is the best policy.
- (e) Practice makes us perfect.

(6) Watch any two adventurous/ inspirational movies of your choice and prepare a story map based on the given hints:

- (a) Title
- (b) Setting
- (c) Main characters
- (d) Supporting characters
- (e) Problem in the story

(f) Solution (Some movies listed below can also be taken)

(i) Journey to the center of Earth

(ii) The Karate Kid

(iii) Jungle Book

(iv) The Railway Children


(v) The Secret Garden



१. अपने विद्यालय के पुस्तकालय की विशेषताओं के बारे में बताते हुए अपनी माताजी को पत्र लिखिए।



२. आप किसी समुद्रीय तट पर घूमने गए हैं। वहाँ आपने कुछ बच्चों को गंदगी फैलाते देखा है। क्या करेंगे? बताइए।



1) Prepare a Model for Sum of first even Number Picture is pasted for help Take the help of Google.

2) ANGLES SUM PROPERTY OF A TRIANGLE: Tear the triangle into three parts and then bring the three angles together to make 180° . Try this with different triangles.

ANGLES SUM PROPERTY OF A QUADRILATERAL: Take any four-sided quadrilateral. Tear it as shown into four parts. Then bring the four-corners of the quadrilateral together to make 360° .

3) Prepare a working Model for Lines and angles.

4) Express the time spent in daily life activities of the whole day in the form of fraction. Arrange them in ascending order.

5) Prepare a Protractor from Newspaper.

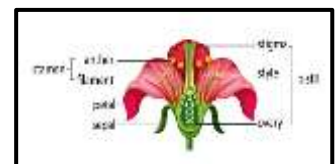
6) **Geometry Map Project Angles, Lines and Triangles:** The assignment is to design a map that includes several types of angles, lines, and triangles. Your map can be of a town, your neighborhood or made-up of your own place. It must however, incorporate the following: 2 sets of streets those are parallel and 2 sets of streets those are perpendicular.

7) Draft an article about how Mathematics has changed human life. The article should contain a minimum of 150 words.

8) Prepare a pie chart on cases of COVID–19 happening worldwide till 14th, April 2020.



(1) Take a flower, separate its parts, dry and paste in your notebook. Label all the parts clearly.



(2) Make a kaleidoscope using three rectangular mirror pieces, cardboard, a tube, sticky tape, and clear plastic.

(3) Count the pulse rate of your mom and dad during different activities:

* Rest

* Sleeping

* Brisk walk

* Exercise

* Skipping or jumping.

Tabulate the observation.

(4) Take two iron nails - A and B. Coat Nail- A with oil or grease. Keep both nails in an open place for two weeks and observe them carefully.

(a) Write your observation in your notebook.

(b) Mention the reasons for changes observed in Nail- A and B.

(5) Draw a map of India and mark the type of soil found in different regions.

*Use separate colours for different soil:

Brown - loamy soil,

Yellow - sand soil

Black - clay soil.





- (1) Make a model of the earth that shows the different layers of the lithosphere (crust, mantle, core) and write about it in your copy.



- (2) Pretend that you are a reporter for ABC channel and write a story on COVID-19 to aware people about the symptoms and the incubation period of the coronavirus disease.



- (१) वर्तमानपत्रात येणाऱ्या कोणत्याही दोन जाहिरातींचे कात्रण काढून चिकटवणे व कोणत्याही एका विषयावर जाहिरात तयार करा. (उदा. आईस्क्रीम पार्लर, केक शॉप, इतर) (On A4 size paper)



- (२) कोणत्याही एका चित्रकाराचा फोटो चिकटवून त्यांच्याविषयी माहिती लिहा. (उदा. राजा रविवर्मा, मुरली लाहोटी, गोपाळ देऊसकर, लिओनार्डो दा विंची, व्हॅन गॉग, इतर) (On A4 size paper)

Have a great



VaCaTion!