




VIDYASHILP EDUCATION TRUST'S
VISTARA WORLD SCHOOL
SUMMER VACATION ASSIGNMENT
Session 2024-2025
Grade –V



Developing My Skills



“Sunny days are here again. It’s time to relax and rejuvenate, play indoors with your mate and enjoy ice cream and shakes throughout the day.”



Dear Parents,

Kids look forward to the summer vacation all year long. They look forward to having loads of fun and family time. With summer vacation right around the corner, it’s time to keep the children positively engaged. Holidays are a time when you can connect with your child in many ways. As parents are the first and most important teachers for a child, you can encourage your child to participate in many educational activities at home and promote your child’s quest to learn. Working together will not only help your child to build, learn, and develop skills but also strengthen your bond with your child. We would like to encourage you to create a special scrapbook or digital file with your child to document their holiday homework journey. This can be a fun and engaging way to capture memories while also celebrating their hard work and creativity.

Please consider engaging your child in these activities to ensure they continue to learn and grow during the summer months.

- **Be a Friend** (*To develop emotional Quotient*): You can play games with your child. Games like Ludo, Carrom board, and Scrabble, keep the children entertained and engaged.
- **Be Aware of Their Surroundings** (*To develop social skills*): Encourage them to watch various informative TV channels like Discovery, National Geographic Channel, and Animal Planet.
- **Inculcate a Sense of Responsibility** (*To develop Self Help*) : Even the little ones can be taught to do small jobs and develop a sense of responsibility. They can undertake activities like laying the table, filling the water bottles, dusting, watering plants, taking care of their pet, cleaning their cupboard, arranging their toys, etc.

- **The child should** *(To develop inter-personal skills)*
- Be polite and speak softly.
- Use four magic words: Thank you, sorry, please, and excuse me.
- Greet everyone with courtesy.
- Share things with everyone.

**Give me the joys of summer,
Of SUMMER QUEEN so fair,
With wealth of lovely flowers
And fruits and sun-kissed air!**

Let's create, read, write, and have fun!!



(1) Describe your favourite toy by using the given words and when you received this toy. (Hint: mechanical toy, pretty, broken, delightful, coloured, precious, interesting, warlike, electrical, wondrous, dainty, wind-up toy, decorated, wonderful, painted, etc.)





(2) Everyone likes snacks! Write instructions that explain how to make a healthy snack or drink. (Hint: stir fry, steam, peel vegetables, mash, diced vegetables, sprinkle spices, mix flour, and grated cheese, stir sauce, whisk a cake mix, chop up onions, etc.)

(3) Write 1-page handwriting every day from any of your favourite books. Mention the date.

(4) Write the names of two indoor games that you played during your leisure time along with the rules.



(5) Write 15 pairs of homophones and frame sentences on each pair of words. Example:

(i) See- I can see a beautiful park.

(ii) Sea - A man is standing near the sea.

Example:

(i) Steel - Rajesh has a steel bottle.

(ii) Steal- We should not steal anything.


(6) What kind of pet would you most like to have? Why? What responsibilities would you have in order to take care of this pet? (Hint of responsibilities: The right nutrition, giving training, taking it for annual check-ups, vaccinations at a vet's, walking your pet, etc.)



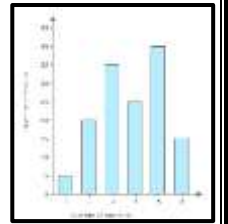
१. भारत रत्न से सम्मानित होने के लिए अपने किसी पसंदीदा खिलाड़ी के लिए एक बधाई संदेश लिखिए।



२. यदि आप ट्रेन से यात्रा करते हुए किसी स्टेशन पर छूट जाँ तो आप क्या करेंगे?



1. Take the ages of your family members and draw the Bar graph with a proper scale.



2. Make your table chart from 1 to 100 to differentiate prime numbers and composite numbers with color code.

3. You went to the market with your father to buy a pizza and show different kinds of fractions by using the fractional part of it.

4. For making a robot use 2-D and 3-D objects by your surroundings.

5. Ask your parents how much amount they are spending on you in a month and calculate the amount for a year.

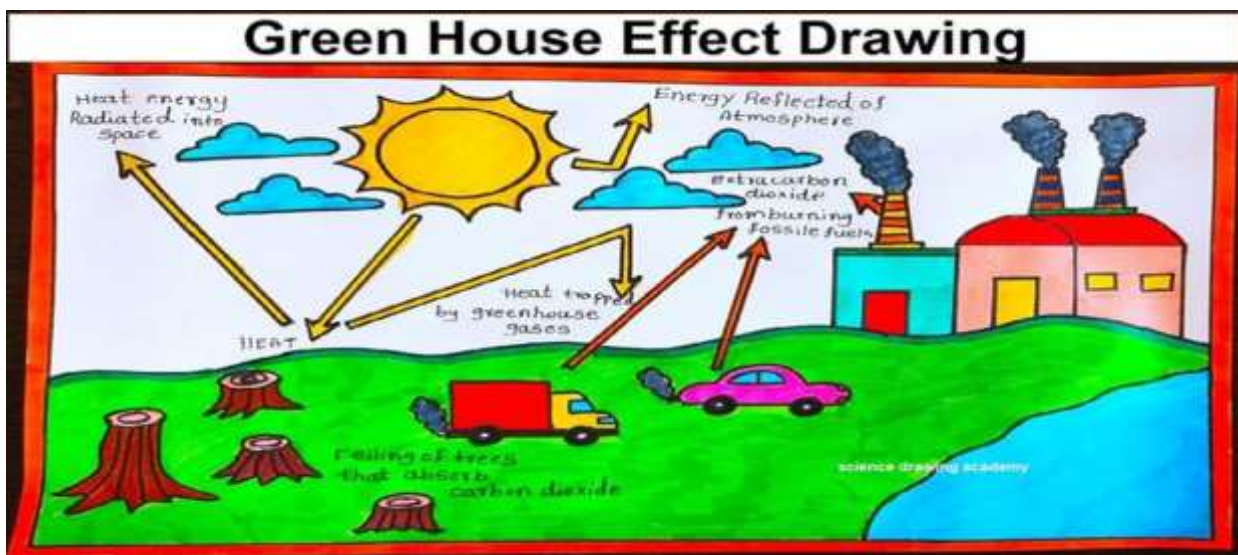
6. Write your daily routine. Represent the timings in both the 12-hour clock and 24-hour clock. (1-day plan includes the timing of your daily activities).

7. Play the Ludo game with your friends. Keep a record of a number of times each digit showed up till the end of the game. Represent the data in the pictograph.

8. Make a chart of tables from 2 to 20.



- To make a 3D model on the topic “Greenhouse Effect” (Eco friendly materials to be used)



- Collect the pictures of various animals (minimum 6) from old newspapers and magazines, group them according to their habitat and paste them into your scrapbook. Write a few lines about their adaptations in each habitat.
- To make a pictorial and informative project on the topic “Sense Organs”
Roll No 1 to 8 – Eye functioning
Roll No 9 to 16 – Ear functioning
Roll No 17 to 24 – Nose functioning
Roll No 25 to 32 – Tongue functioning
Roll No 33 to 41 – Skin functioning



(1) Suppose you are an owner of a biscuit factory and you have an order for a hundred packets of biscuits to supply as soon as possible. How can you give the delivery? Write in your own words about which mode of transportation you will use and why?

(2) Collect pictures of famous monuments from your old book or magazine, Cut and write a minimum of five lines about them. Stick the pictures of classical dance of Tamil Nadu, Odisha, Kerala, and Manipur and write a few lines about them.

(3) Draw/Stick a physical map of India from a map book and locate

(a) The Northern Mountains

(b) The Northern Plains

(c) The Great Indian Desert

(d) The Peninsular Plateau

(e) The Coastal Plains

(f) The Islands Write a minimum of two lines on each Physical feature.



१. तुमच्या परिसरात आढळणाऱ्या विविध पक्ष्यांच्या पिसांचे निरीक्षण करा व त्यांचे रंग व आकार यांची माहिती लिहा. (On A4 size paper)



२) तुमच्या आवडत्या प्राण्याचे चित्र काढून त्याविषयी पाच वाक्यात माहिती लिहा. (On A4 size paper)





Make list of holidays (Month wise) of the year 2024 on MS Word.

Use various Word features like bullets, page borders, headers and footer etc.

April

- ✓ 9th April -Gudi Padwa
- ✓ 11th April - Ramzan Eid
- ✓ 17th April - Ram Navami

Have a great



VaCaTion!