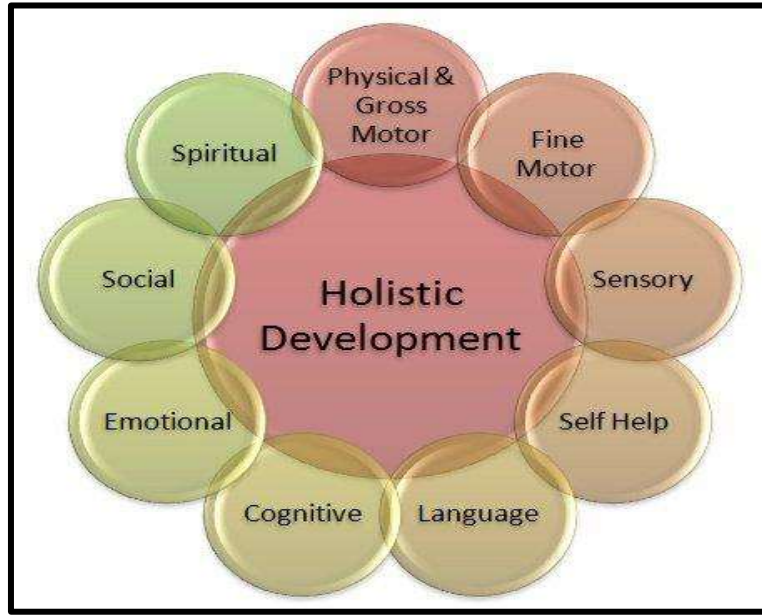





VIDYASHILP EDUCATION TRUST'S
VISTARA WORLD SCHOOL
SUMMER VACATION ASSIGNMENT
Session 2024-2025
Grade –IV



Developing My Skills



“Sunny days are here again. It’s time to relax and rejuvenate, play indoors with your mate, and enjoy ice cream and shakes throughout the day.”



Dear Parents,

Kids look forward to the summer vacation all year long. They look forward to having loads of fun and family time. With summer vacation right around the corner, it’s time to keep the children positively engaged. Holidays are a time when you can connect with your child in many ways. As parents are the first and most important teachers for a child, you can encourage your child to participate in many educational activities at home and promote your child’s quest to learn. Working together will not only help your child to build, learn, and develop skills but also strengthen your bond with your child. We would like to encourage you to create a special scrapbook or digital file with your child to document their holiday homework journey. This can be a fun and engaging way to capture memories while also celebrating their hard work and creativity.

Please consider engaging your child in these activities to ensure they continue to learn and grow during the summer months.

- **Be a Friend** *(To develop emotional Quotient)*: You can play games with your child. Games like Ludo, Carrom board, and Scrabble, keep the children entertained and engaged.
- **Be Aware of Their Surroundings** *(To develop social skills)*: Encourage them to watch various informative TV channels like Discovery, National Geographic Channel, and Animal Planet.

- **Inculcate a Sense of Responsibility** *(To develop Self Help)*: Even the little ones can be taught to do small jobs and develop a sense of responsibility. They can undertake activities like laying the table, filling the water bottles, dusting, watering plants, taking care of their pet, cleaning their cupboard, arranging their toys, etc.
- **The child should** *(To develop inter-personal skills)*
 - Be polite and speak softly.
 - Use four magic words: Thank you, sorry, please, and excuse me.
 - Greet everyone with courtesy.
 - Share things with everyone.

**Give me the joys of summer,
Of SUMMER QUEEN so fair,
With wealth of lovely flowers
And fruits and sun-kissed air!**

Let's create, read, write, and have fun!!



1. Write ten qualities that you look for in a friend.
(Hint: honest, loyal, trustworthy, etc.)





2. Write the steps of making a vegetable sandwich and draw or paste a picture of it. (**Hint: chop, grate, mix, pour, sprinkle, stir, whisk, knead, cook, peel, bread slice, roast, grill, stuffing, cheese, seasoning, toast, etc.**)

3. Prepare decorative and creative birthday cards for at least ten friends and five relatives with birthday messages. (**Hint: fabulous birthday, wonderful birthday, congratulations, cheer up, celebrating, etc.**)



4. Write ten lines on the following topics: (a) My Family (b) The Sun

5. Write 1-page handwriting every day from any of your favourite books.

6. Name any ten people around you who help you in your daily life and write four to five lines on each person. (**Hint: Police Officer, Doctor, Nurse, Teacher, Chef, Farmer, Mechanic, etc.**)




१. खेती करने के क्रम की कुछ जानकारी प्राप्त होती है। खेती करने के क्रम के चार चरण के चित्र बनाइए अथवा चिपकाइए-

- खेत जोतना
- बीज बोना
- सिंचाई करने
- फसल काटना



२. आपको एक दिन के लिए अपने राज्य का शिक्षा मंत्री बनाया तो आप कौन-कौन से पाँच महत्वपूर्ण कार्य करेंगे।



1. Make a project on multiplication table wheel by using cardboard, sketch pen and



paper.

2. Make a model of abacus for 5 digit and 6 digit numbers (use household material)
3. Make a calendar of 2024 in some creative way with your birthdate.
4. Make some solid shapes with the waste material.

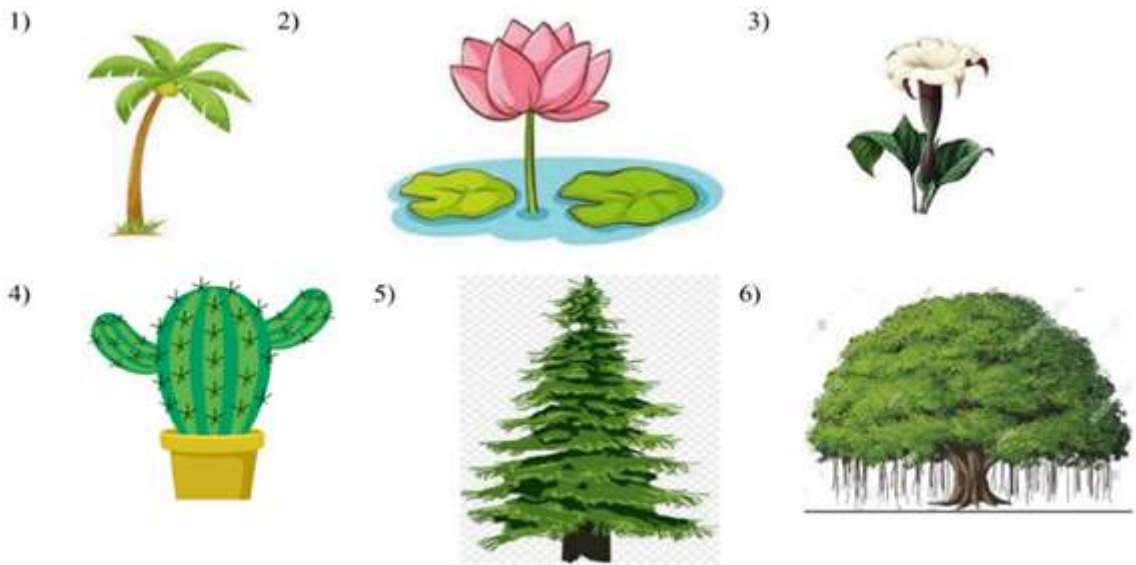
5. Make a project on Roman numeral by using match sticks, ice-cream sticks or bamboo sticks.

(from number 1 to 50)

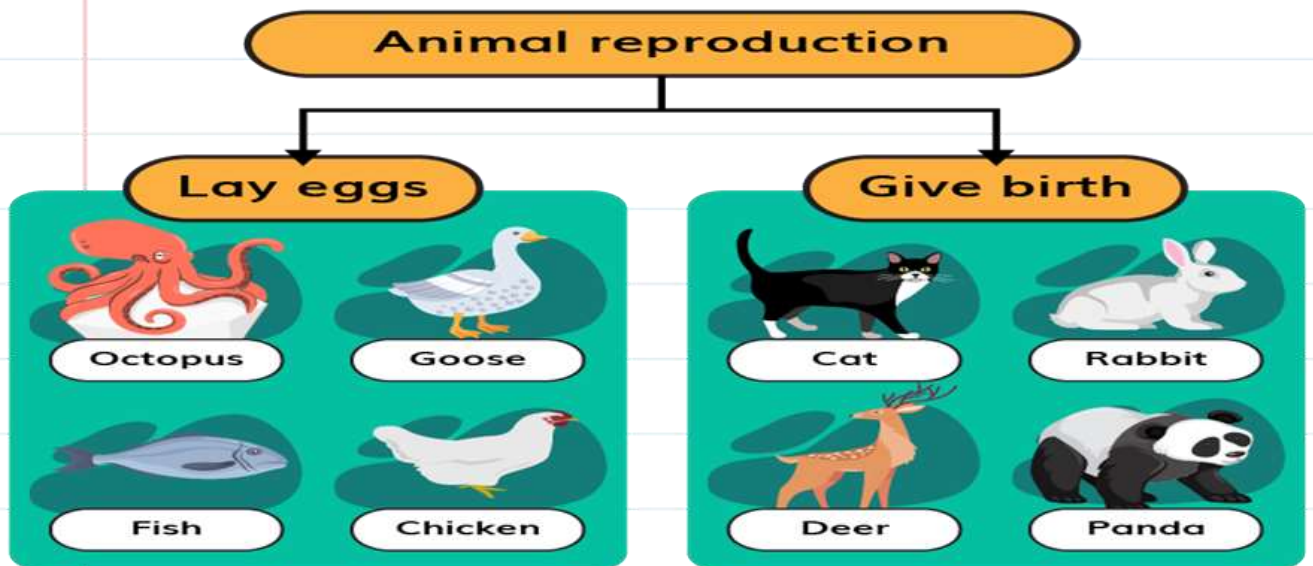


- To spread awareness among your family and friends about “Save Nature”.
Make a poster along with a slogan for the same. (Use A4 size paper)

Look at the pictures of plants given below. Name the habitat to which they belong.



- Collect pictures of various animals from old newspapers and magazines. Group them as egg-laying animals and the animals that give birth to young ones (At least 5 animals of each group). Paste these pictures on A4 size color paper.

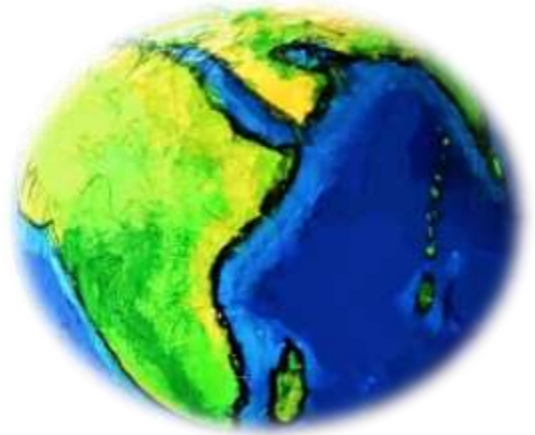




1. **Make the model of Earth** i.e. Globe with the help of a Balloon, a mixture of flour and water, and blue and green coloured strips. The method of making the model of the earth is following:

- i. Blow up the balloon.
- ii. Paste a few layers of newspaper piece using the mixture of flour and water on the balloon.
- iii. Paste coloured strips of paper. While the surface is still wet, gently pat strips.

Note: You can also use your methods of making the globe.



2. The Earth and its Neighbor

1. **Design your own Solar System by the following methods:**

- i. Take a big chart paper or card board paper.
- ii. Draw the Solar System on it.
- iii. Place tennis balls where the planets are marked.
- iv. Now place an orange color ball (bigger than the tennis balls) where the sun is marked.
- v. The orbits can be shown using wires or thread.

OR



Make your magazine of Solar System in the scrapbook in the following ways:

- The magazine should contain a diagram of the sun followed by planets.
- The planets should be arranged in chronological order according to distance from the sun.
- Write the name of each planet in bold letters with some information about it.
- The magazine should be colourful, creative, and attractive.



१. पाण्याचे महत्त्व या विषयावर पाच घोषवाक्ये लिहा. (On A4 size paper)

(उदा. पाणी अडवा पाणी जिरवा. इतर)



२. मराठीतील काना, मात्रा, उकार काहीच नसलेले २० शब्द लिहा. (उदा. अमर, यश)

(On A4 size Paper)



Draw any six input and output devices on A4 size paper.

Have a great



VaCaTion!