




VIDYASHILP EDUCATION TRUST'S  
**VISTARA WORLD SCHOOL**  
**SUMMER VACATION ASSIGNMENT**  
**Session 2024-2025**  
**Grade-III**



*Developing My Skills*



“Sunny days are here again. It’s time to relax and rejuvenate, play indoors with your mate and enjoy ice cream and shakes throughout the day.”



**Dear Parents,**

Kids look forward to the summer vacation all year long. They look forward to having loads of fun and family time. With summer vacation right around the corner, it’s time to keep the children positively engaged. Holidays are a time when you can connect with your child in many ways. As parents are the first and most important teachers for a child, you can encourage your child to participate in many educational activities at home and promote your child’s quest to learn. Working together will not only help your child to build, learn, and develop skills but also strengthen your bond with your child. We would like to encourage you to create a special scrapbook or digital file with your child to document their holiday homework journey. This can be a fun and engaging way to capture memories while also celebrating their hard work and creativity.

Please consider engaging your child in these activities to ensure they continue to learn and grow during the summer months.

- **Be a Friend** (*To develop emotional Quotient*): You can play games with your child. Games like Ludo, Carrom board, and Scrabble, keep the children entertained and engaged.
- **Be Aware of Their Surroundings** (*To develop social skills*): Encourage them to watch various informative TV channels like Discovery, National Geographic Channel, and Animal Planet.
- **Inculcate a Sense of Responsibility** (*To develop Self Help*) : Even the little ones can be taught to do small jobs and develop a sense of responsibility. They can undertake activities like laying the table, filling the water bottles, dusting, watering plants, taking care of their pet, cleaning their cupboard, arranging their toys, etc.

- **The child should** *(To develop inter-personal skills)*

- Be polite and speak softly.
- Use four magic words: Thank you, sorry, please, and excuse me.
- Greet everyone with courtesy.
- Share things with everyone.

**Give me the joys of summer,  
Of SUMMER QUEEN so fair,  
With wealth of lovely flowers  
And fruits and sun-kissed air!**

**Let's have fun and work together during this summer break.**



### **Task-1**

1. Read 10 stories from Storyweaver throughout the month of May.
2. Every day, practice of writing 1 page should be done.
3. Write a book review of the 10 stories from storyweaver.com.
4. Make a booklet of the 10 story reviews. Decorate it using your creativity.

(You can read more stories if you wish to.)



### **Story weaver Stories**

1. A butterfly smile- <https://storyweaver.org.in/stories/11627-a-butterfly-smile?mode=read>
2. The girl who could not stop laughing-  
<https://storyweaver.org.in/stories/59108-the-girl-who-couldnot-stop-laughing>

3. The animals meeting- <https://storyweaver.org.in/stories/61025-the-animals-meeting>
4. The sunshower song- <https://storyweaver.org.in/stories/41047-the-sunshower-song>
5. When I grow up- <https://storyweaver.org.in/stories/114216-when-i-grow-up>
6. Sip and slide- <https://storyweaver.org.in/stories/32423-slip-and-slide>
7. Lazy mama- <https://storyweaver.org.in/stories/27124-lazy-mama>
8. Apu's giant earthquake- <https://storyweaver.org.in/stories/10395-apu-s-giant-earthquake>
9. Gul in space- <https://storyweaver.org.in/stories/11050-gul-in-space>
10. Inside the world wide web- <https://storyweaver.org.in/stories/5205-inside-the-world-wide-web>

## **Task 2**

1. Circle the nouns from the box below.

{fish bucket ball lazy buy tank algae seahorse corals high  
colorful feed rocks seats pebbles swim jump training aquarium  
cold water otter sea ticket dark}

- **Complete the sentences using nouns from above.**

1. Last weekend, I went to the \_\_\_\_\_ with my friend Bill.
2. We could observe the colorful \_\_\_\_\_ swimming in the tanks.
3. Every tank was filled with cold \_\_\_\_\_, pebbles and sometimes algae.
4. In the tropical exhibits, we saw fish tanks with \_\_\_\_\_ where the fish could hide.
5. When looking carefully, we found a \_\_\_\_\_ with its tail tied around some algae.

6. Outside, there were larger pools where \_\_\_\_\_ was performing tricks.

7. It was able to balance a \_\_\_\_\_ on its nose while swimming on its back!

8. My friend and I sat in the \_\_\_\_\_ to watch the show.

9. After every trick, the otter would get a treat from the \_\_\_\_\_ that the trainer had at his feet.

10. Buying my \_\_\_\_\_ was expensive, but it was worth it. I enjoyed my visit to the aquarium.

- Match the collective noun to the phrase that should follow it.

brook

of martens

company

of pochards

flight

of wild ducks (in flight)

gaggle

of kittens

herd

of pigeons (in flight)

pack

of teal

unkindness

of racehorses

walk

of pheasants

richesse

of wigeon

rush

of insects

team

of geese (on land)

kindle

of asses

kit

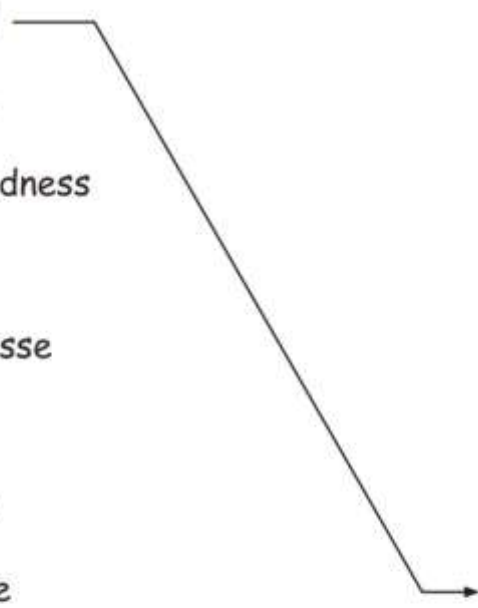
of wolves

spring

of ravens

string

of snipe



- Circle the correct spelling from the following:

a) liquid

magazi

lequid

b) magazin

survive

servive

c ) parseverence

perseverance

perseverence

d) sllipery

slippery

sliperry

e) millionaires

milionaires

millionairs

f ) weary

waery

weray

g) precident

prasident

president

h) magazine

magazine

magazine

## Task3



### **The River**

By Lee Wang

Read the passage below.

The river flows down the mountain, across the plains and into the sea. Many animals live in or near different parts of the river. The river begins high in the mountains. There is a lot of snow. The snow melts and the water moves down the mountainside. The water in the river flows quickly downhill. When there is heavy rain, the river flows even faster. The river drops drops down over high rocks before flowing on. The water in the river carries along rocks. When the river leaves the mountains, it winds across flat land called plains. The river is now wider and carries more mud and sand. The river flows into the sea. At the edge of the sea, the river drops all the mud and sand that it has carried along. Plants grow in the mud. Animals feed in the muddy water. The water in the river flows into the sea. It is a long way from the mountains to the sea.



Answer each question.

1. Where does the river flow down?

---

2. The river begins high in the mountains.

---

3. What does happen when the snow melts?

---

4. The water in the river carries along rocks.

---

5. What does happen when the river flows into the sea?

---




१. अपने दादा-दादी और नाना-नानी के कुछ फ़ोटो इकट्ठे कीजिए। उन्हें एक स्ट्रेप-चिपकाकर अलबम बनाइए।



२. पक्षियों के बारे में जानकारी हासिल कीजिए। विभिन्न पक्षियों के चित्र और पंख इकट्ठे कर अपनी अलबम में लगाइए।




- Stick any five picture of living and nonliving things and write their feature on A4 size neatly.





- Stick the pictures of eating habits of different animals and write their eating habit on A4 size paper. (Refer the picture)



### **Task 1**

1. Tables (Continuous addition)- Memorize tables 2 to 12
2. Write the 4-digit numbers
3.  $9,000 + 100 + 30 + 5 = 9135$
4.  $6,000 + 700 + 40 + 3 = \underline{\hspace{2cm}}$
5.  $2,000 + 300 + 90 = \underline{\hspace{2cm}}$
6.  $7,000 + 400 + 80 + 4 = \underline{\hspace{2cm}}$
7.  $9,000 + 200 + 50 + 5 = \underline{\hspace{2cm}}$
8.  $5,000 + 100 + 50 + 4 = \underline{\hspace{2cm}}$
9.  $7,000 + 900 + 40 + 7 = \underline{\hspace{2cm}}$

10.  $5,000 + 300 + 10 + 6 =$  \_\_\_\_\_

11.  $5,000 + 400 + 60 =$  \_\_\_\_\_

12.  $4,000 + 100 + 60 + 4 =$  \_\_\_\_\_

3. There are 6 districts in Sikkim, an Indian state, each overseen by a Central Government appointee, the district collector, who is in charge of the administration of the civilian areas of the districts.

➤ Gangtok	1,293
➤ Mangan	3,354
➤ Pakyong	4,583
➤ Soreng	4,760
➤ Namchi	6,742
➤ Gyalshing	6,299

1. Find the districts whose name starts with the letters M, P, S and arrange them in the ascending order on the basis of their societies.

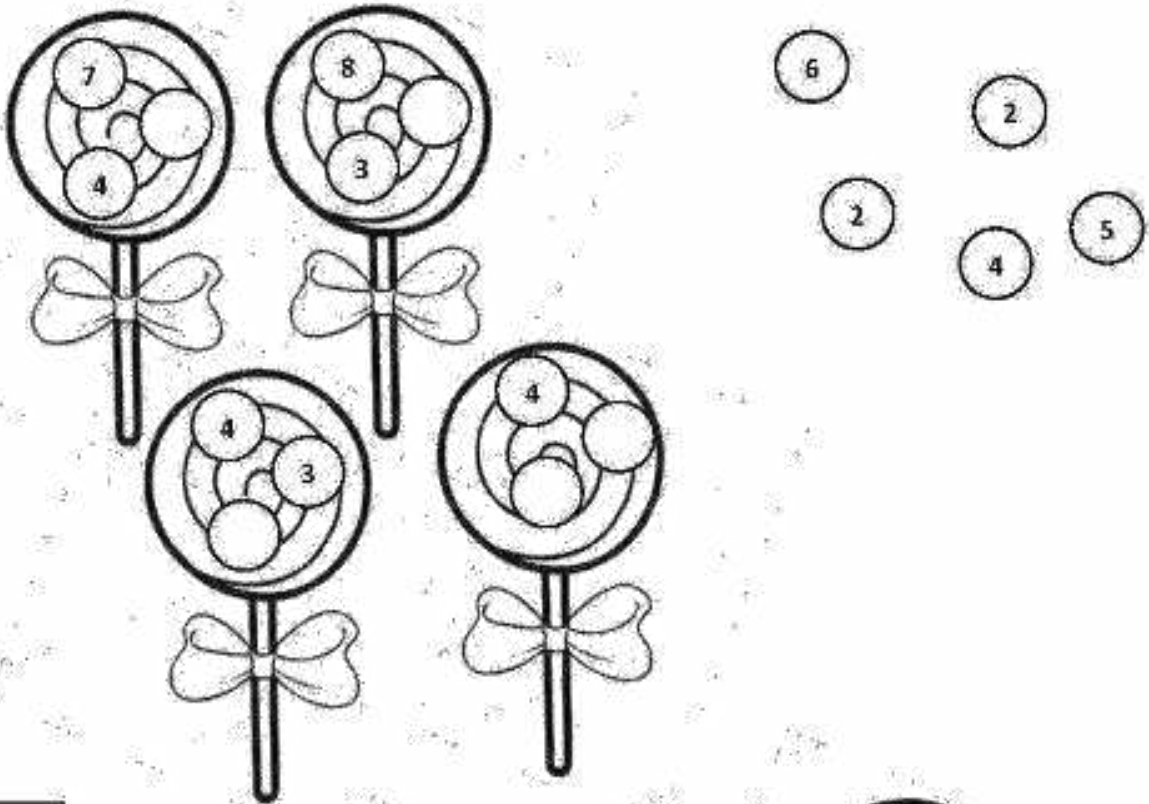
2. Prepare a colorful abacus representing the societies in the Gyalshing District.

3. Write expanded form of the number of societies in Gangtok


4. Write the name of districts having least and greatest number of societies

Q5. For each set of lollipops, write the numbers in the circles beside the lollipops into the circles on the lollipops so that the total of each lollipop is the same. Each number can be used only ones.

Set 1



Set 2



# Cognitive

## CROSSWORD PUZZLE

Directions: Are you ready for some sight words? Use the words in the word bank to complete the crossword puzzle and list them in alphabetical order in the given boxes.

long	done	today	clean	seven	grow	together
eight	small	never	start	drink	pick	try

The crossword puzzle grid is shown with 12 numbered squares. The grid is surrounded by illustrations: a butterfly, a bird, a boy holding a cat, a ladybug, and a mushroom. The grid is partially filled with letters from the word bank.

### Across

1. The opposite of big
3. To make an effort
5. You do this when you are thirsty
7. An antonym for dirty
8. The opposite of apart
10. An antonym for short
12. An even number between 7 and 10.

### Down

1. A number between 6 and 8
2. In between yesterday and tomorrow
4. A synonym for choose
6. The opposite of always
9. To increase in size
10. The opposite of stop
11. A synonym for finished

A vertical list of 12 empty boxes for writing the words from the crossword puzzle. Each box is numbered 1 through 12.

## PICTURE PUZZLER

If you find the correct letter for each clue, you'll spell a word that should make you happy!

1. Find a letter that is in  but not in  \_\_\_\_\_

2. Find a letter that is in  but not in  \_\_\_\_\_

3. Find a letter that is in  but not in  \_\_\_\_\_

4. Find a letter that is in  but not in  \_\_\_\_\_

5. Find a letter that is in  but not in  \_\_\_\_\_

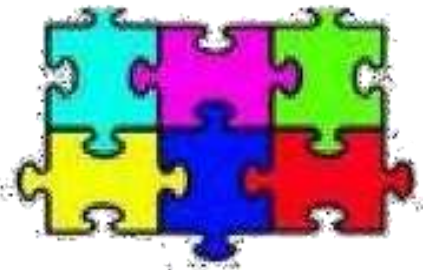
Write your letters again here to spell a happy word:

\_\_\_\_\_

Try to make your own riddle like the one above for cat, dog, sun or fish.

# MATH

## Crossword Puzzle



Fill in the blanks of each crossword puzzle to make the multiplication equations true.

2	x		=	6
---	---	--	---	---

	x	5	=	30
--	---	---	---	----

				x
--	--	--	--	---

x				
---	--	--	--	--

	x	1	=	
--	---	---	---	--

8	x	4	=	
---	---	---	---	--

				=
--	--	--	--	---

=				
---	--	--	--	--

	x	24	=	
--	---	----	---	--

	x	7	=	
--	---	---	---	--

3	x	12	=	
---	---	----	---	--

x				x
---	--	--	--	---

x				
---	--	--	--	--

11			5	x		=	
----	--	--	---	---	--	---	--

--	--	--	--	--	--	--

=					=
---	--	--	--	--	---

=				
---	--	--	--	--

22				=	42
----	--	--	--	---	----

	x		=	90
--	---	--	---	----

Look for the pattern and find the secret messages between Amrita and Suhani

"AMRITA"  
1W2H3E4R5E6 7A8R9E1  
1Y2O3U4  
(WHERE ARE YOU)

"AMRITA"  
4W4H4E4R4E 4A4R4E  
4Y4O4U 4G4O4I4N4G4  
\_\_\_\_\_  
\_\_\_\_\_  
\_\_\_\_\_

" SUHANI"  
3I3 3A3M3 3I3N3  
3T3H3E3  
3C3A3N3T3E3E3N3  
\_\_\_\_\_  
\_\_\_\_\_  
\_\_\_\_\_

" SUHANI"  
1I2 1A2M3 1G2O3I4N5G  
1T2O 1S2C3H4O5O6L  
\_\_\_\_\_  
\_\_\_\_\_  
\_\_\_\_\_

"AMRITA"  
1W2H3A4T5 6A7R8E9  
1Y2O3U4  
5D6O7I8N9G  
\_\_\_\_\_  
\_\_\_\_\_  
\_\_\_\_\_

"AMRITA"  
4W4H4E4R4E 4D4O 4Y4O4U  
4L4I4V4E  
\_\_\_\_\_  
\_\_\_\_\_  
\_\_\_\_\_

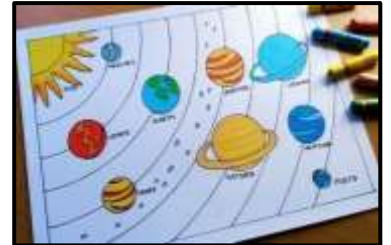
"SUHANI"  
3I3 3A3M3 3H3A3V3I3N3G  
3N3O3O3D3L3E3S  
\_\_\_\_\_  
\_\_\_\_\_  
\_\_\_\_\_

"SUHANI"  
1I2 1L2I3V4E 1I2N3  
1D2E3L4H5I6  
\_\_\_\_\_  
\_\_\_\_\_  
\_\_\_\_\_



- Draw a neat diagram of '**Solar System**' and write 5-6 amazing facts about our planet '**Earth**' On A4 Size paper.

**Make it creatively and Presentation has marks**



- SDG Goal number 5 Gender equality, works to achieve gender equality and empower all women and girls. Draw goal number 5 gender equality on A4 size paper.

You wish to help your house help's girl child. List two ways in which you can help the child on your own. ( refer to page 11 given in SST textbook)

**Make it creatively and Presentation has marks**

**OR**

- Sudha Chandran is a very famous dancer from the India who has lost a leg in an accident. but she did not give up give up hope and carried on with her dancing. Find out more about her (10 lines).



**(Disability is not a barrier to success)**

- Stick the picture of Sudha Chandran
- Born and what she did do?
- What happened?
- How did she overcome this accident?





(१) आपल्या रोजच्या बोलण्यात येणाऱ्या वीस इंग्रजी शब्दांचे मराठीतील शब्द लिहा. ( मराठी नोटबुकमध्ये लिहा.)

(२) तुमच्या आवडत्या खेळण्याचे चित्र काढून त्याविषयी पाच वाक्ये लिहा. (On A4 size paper)



### Task 1

Use your creativity to create a scenery in MS Paint, by using different shapes and take out the print of the scenery and paste in the space provided.

### Task 2

Show the Input-Process-Output cycle for a recipe. Use Images or draw pictures to explain the I-P-O Cycle. Use A4 size paper for the activity.

#### For Example:

Recipe: Fruit Juice



Have a great



VaCaTion!