

VIDYASHILP EDUCATION TRUST'S

# VISTARA WORLD SCHOOL


SUMMER VACATION ASSIGNMENT

Session 2024-2025

Grade -I



## *Developing My Skills*



“Sunny days are here again. It’s time to relax and rejuvenate, play indoors with your mate and enjoy ice cream and shakes throughout the day.”



Dear Parents,

Kids look forward to the summer vacation all year long. They look forward to having loads of fun and family time. With summer vacation right around the corner, it’s time to keep the children positively engaged. Holidays are time when you can connect with your child in many ways. As parents are the first and most important teacher for a child, you can encourage your child to participate in many educational activities at home and promote your child`s quest to learn. Working together will not only help your child to build, learn, and develop skills but also strengthen your bond with your child. This summer break try and make a difference:

Please consider engaging your child in these activities to insure they continue to learn and grow during the summer months.

- **Be a Friend** (*To develop emotional Quotient*): You can play games with your child. Games like Ludo, Carrom board, and Scrabble, keep the children entertained and engaged.
- **Be Aware of Their Surroundings** (*To develop social skills*): Encourage them to watch various informative T.V channels like Discovery, National Geographic channel and Animal Planet.
- **Inculcate a Sense of Responsibility** (*To develop Self Help*) : Even the little ones can be taught to do small jobs and develop a sense of responsibility. They can undertake activities like laying the table, filling the water bottles, dusting, watering plants, taking care of their pet, cleaning their cupboard, arranging their toys etc.

- **The child should** *(To develop inter-personal skills)*
- Be polite and speak softly.
- Use four magic words: Thank you, sorry, please and excuse me.
- Greet everyone with courtesy.
- Share things with everyone.

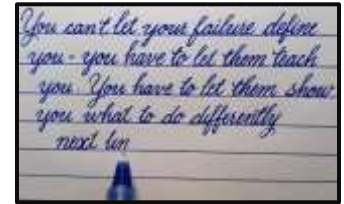
**Give me the joys of summer,  
Of SUMMER QUEEN so fair,  
With wealth of lovely flowers  
And fruits and sun-kissed air!**

**Let's create, read, write and have fun!!**



### **Task 1:**

1. Practice one page handwriting in a separate vacation work four line notebook every day from Newspaper available at your home. Do mention the date.



2. Below books can be read from Story weaver -



- a. I can help
- b. Fat King Thin Dog
- c. Piggy wants to fly

In case you do not find the mentioned books kindly download through E-books or else you can choose book of your own choice and write about the character and synopsis of the stories read.

3. My Word Tree (learn one new word daily and put it up on your word tree) Use your creativity.



**Task2: Complete the word.**

4.Direction: Write the correct digraph to complete the words with the help of Blends bank.

Blends bank: th, ch, wh, sh, ph



\_\_\_air



\_\_\_eep



\_\_\_umb



\_\_\_oto



\_\_\_ark



\_\_\_istle



\_\_\_erry



\_\_\_orn



\_\_\_eel




\_\_\_one


5. Write the correct short vowel to complete each word with the help box.

Write the correct short vowel to complete each word.

a e i o u




c \_ \_ t



p \_ \_ g



d \_ \_ g



s \_ \_ n



v \_ \_ n



f \_ \_ sh



l \_ \_ g

10

t \_ \_ n



d \_ \_ ck

6. Match the pictures with the correct word. Colour the pictures.

a.



b

b.



r

c.



c

d.



h

e.



s

f.



m

g.



b



# Environmental Studies(EVS)



## Task 1






1. Grow a plant and take care of it.
2. Make something Best out of Waste.
3. Set a dinner table for your family.
4. Act of Kindness: Keep water & food for birds

\*Students must bring the plant and best out of waste to school after summer vacation. Make a video or click pictures. (Kindly use your creativity)






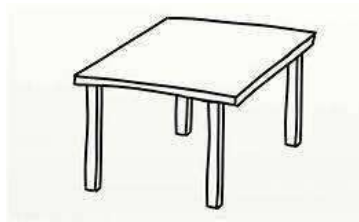
## Task 2

1. Match the picture with the word: -

	Column A		Column B
1.		a.	Leaf
2.		b.	Stem
3.		c.	Roots
4.		d.	Fruit
5.		e.	Flower



2.Circle the natural things and tick the man-made things:



# all about ME!

MY NAME IS:

---

I WANT TO BE CALLED:

---

THIS IS A PICTURE OF ME!



THIS IS A PICTURE OF MY FAVORITE SNACK.



THIS IS A PICTURE OF MY  
FAVORITE PLACE:

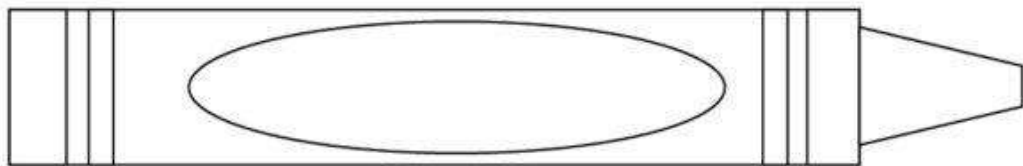


MY BIRTHDAY IS:

MY FAVORITE BOOK IS:



MY FAVORITE COLOR IS:






१. छात्र स्वर का पेड़ (अ - अः) या व्यंजन की रेलगाड़ी (क - श्र) बनायेंगे। उदाहरण के लिए चित्र दिया गया है। अपने रचनात्मकता का उपयोग करें।



२. निम्नलिखित जानवरों को उनके पैरों से मिलाइए



खाली स्थान भरो


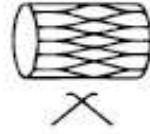
1.	म + <input type="text"/> + र =	मटर
2.	अ + ज + <input type="text"/> + र =	अजगर
3.	भ + ज + <input type="text"/> =	भजन
4.	द + <input type="text"/> =	दस
5.	अ + <input type="text"/> + क + न =	अचकन
6.	क + <input type="text"/> + श =	कलश
7.	स + र + <input type="text"/> + स =	सरकस
8.	श + ल + <input type="text"/> + म =	शलगम
9.	<input type="text"/> + ट + प + ट =	झटपट
10.	क + स + <input type="text"/> + त =	खसरत

अक्षर से सम्बंधित चित्र पर (✓) का निशान लगाओ (क - न)

क



ढ



च



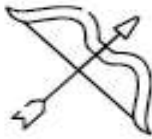
थ



ग



त





तुमच्या आवडत्या फळांचे चित्र काढून रंगवा.(on A4 size paper)







- Stick pictures of 5 man-made and 5 natural things.






**Task 1**

# COLOUR BY SHAPE



Blue




Yellow



Red



Green





### Task 3:

- Bingo game questions: -

1. What comes after 12?.....

2. What comes after 96?.....

3.  $3 + 5 = ?$ .....

4.  $5 + 4 = ?$ .....

5. Number name of 10?.....

6. Square has how many sides?.....

7. Circle has how many corners?.....

8. 5, 23, 45, 67 find the smallest number?.....

9. 50, 30, 40, 10 find the biggest number?.....

10. 25 \_\_\_\_\_ 30 Which sign will come in between?

11. 90 \_\_\_\_\_ 90 which sign will come in between?

12. Which shape has no sides?



- Make a Table Mat using decorative items so that you could enjoy your lunch break in school by keeping your Lunchbox on a beautiful table cover/mat.

**HERE ARE SOME PICTURES TO GIVE AN IDEA (PRO TIP – Get your Mat laminated at the end to avoid damage)**



Have a great



VaCaTion!